

# SPRINGBORO COMMUNITY CITY SCHOOLS

RECONCILIATION FOR MONTH ENDING

NOVEMBER 30, 2018



## Depository Balances:

|                                       |                 |                 |
|---------------------------------------|-----------------|-----------------|
| 5/3 Operating Checking Acct #99903794 | \$13,884,605.98 |                 |
| People's Bank - Grange Scholarship    | \$23,620.22     |                 |
| Total Depository Balances             |                 | \$13,908,226.20 |

## Adjustments to Bank Balance:

|                                   |      |               |
|-----------------------------------|------|---------------|
| Outstanding Checks: Accounting    |      | -\$696,684.64 |
| Payroll                           |      | -\$112,744.71 |
| Outstanding Vcards: Accounting    |      | \$39,021.31   |
| Adjustments/Notes                 |      | \$0.00        |
| 1)                                | \$ - |               |
| 2)                                | \$ - |               |
| Total Adjustments to Bank Balance |      | -\$770,408.04 |

## Investments:

|                                  |                |                |
|----------------------------------|----------------|----------------|
| CD - Harold E Mills 5/3 Bank     | \$40,874.48    |                |
| CD - Merle & Mary Allen 5/3 Bank | \$67,066.86    |                |
| Huntington Bank Acct #1041012893 | \$1,020,543.76 |                |
| Star Ohio                        | \$34,223.61    |                |
| 5/3 Securities                   | \$4,839,305.35 |                |
| Total Investments                |                | \$6,002,014.06 |

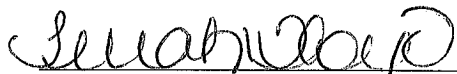
**Total Bank Balances** **\$19,139,832.22**

**Total Fund Balance** **\$19,139,832.22**

**\$0.00**

## Arbiter Account:

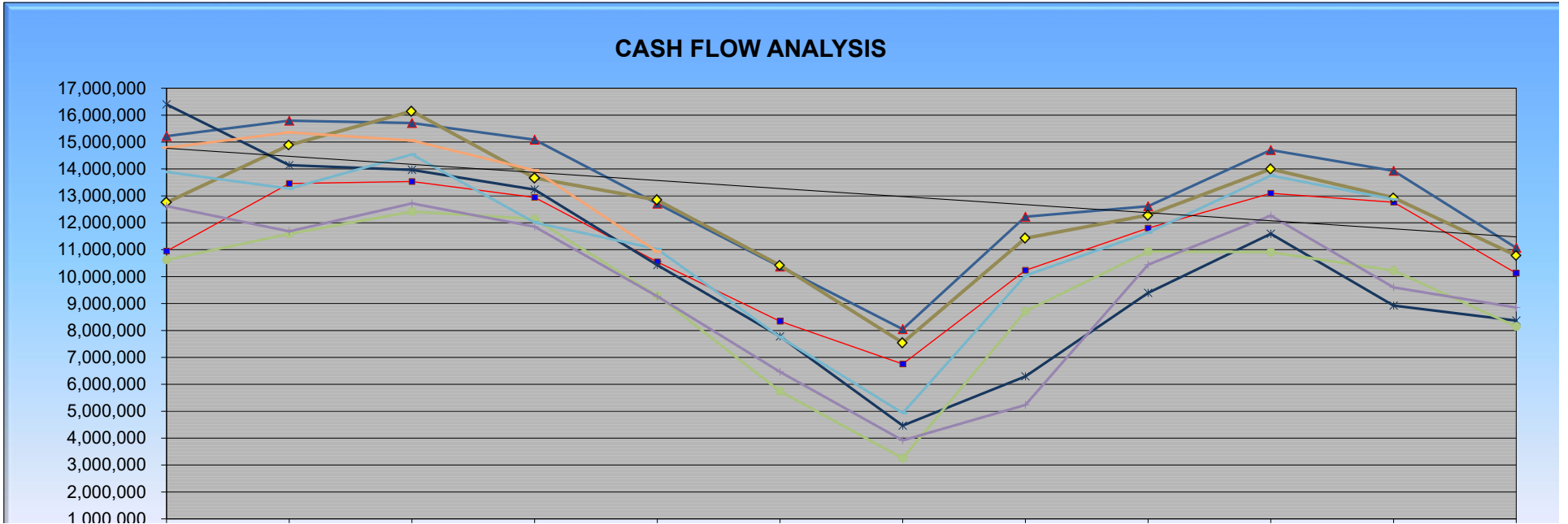
|                                  |            |            |
|----------------------------------|------------|------------|
| Acct #1095061300 Arbiter Balance | \$4,961.02 |            |
| Outstanding Payments             | \$0.00     |            |
| Book Balance                     |            | \$4,961.02 |

  
Terrah Floyd, Treasurer/CFO

**SPRINGBORO COMMUNITY CITY SCHOOLS**  
**CASH FLOW HISTORY**  
*(Amounts Represent General Fund Month Ending Balances)*

Current Month

| FY   | July       | August     | September  | October    | November   | December   | January   | February   | March      | April      | May        | June       |
|------|------------|------------|------------|------------|------------|------------|-----------|------------|------------|------------|------------|------------|
| 2012 | 10,943,740 | 13,460,001 | 13,533,343 | 12,939,781 | 10,548,887 | 8,338,630  | 6,754,746 | 10,234,435 | 11,799,012 | 13,093,742 | 12,762,433 | 10,127,709 |
| 2013 | 15,219,086 | 15,793,376 | 15,706,069 | 15,088,260 | 12,712,944 | 10,370,909 | 8,047,609 | 12,223,488 | 12,614,582 | 14,701,106 | 13,930,078 | 11,070,591 |
| 2014 | 12,754,762 | 14,885,287 | 16,147,877 | 13,663,073 | 12,844,156 | 10,417,017 | 7,543,879 | 11,426,299 | 12,288,002 | 13,994,917 | 12,934,439 | 10,782,854 |
| 2015 | 16,398,089 | 14,138,107 | 13,965,306 | 13,233,279 | 10,429,438 | 7,777,413  | 4,466,180 | 6,292,608  | 9,395,939  | 11,591,212 | 8,923,751  | 8,368,436  |
| 2016 | 10,623,482 | 11,592,457 | 12,413,277 | 12,141,221 | 9,292,765  | 5,739,217  | 3,250,888 | 8,715,284  | 10,935,208 | 10,909,222 | 10,225,527 | 8,145,977  |
| 2017 | 12,620,561 | 11,682,692 | 12,720,266 | 11,857,777 | 9,266,179  | 6,461,509  | 3,916,562 | 5,234,729  | 10,445,777 | 12,264,781 | 9,598,535  | 8,850,435  |
| 2018 | 13,886,552 | 13,267,241 | 14,540,838 | 12,011,503 | 11,023,677 | 7,753,946  | 4,931,625 | 10,037,992 | 11,637,828 | 13,756,042 | 12,868,864 | 9,976,196  |
| 2019 | 14,785,484 | 15,359,156 | 15,055,223 | 13,943,987 | 10,922,928 |            |           |            |            |            |            |            |

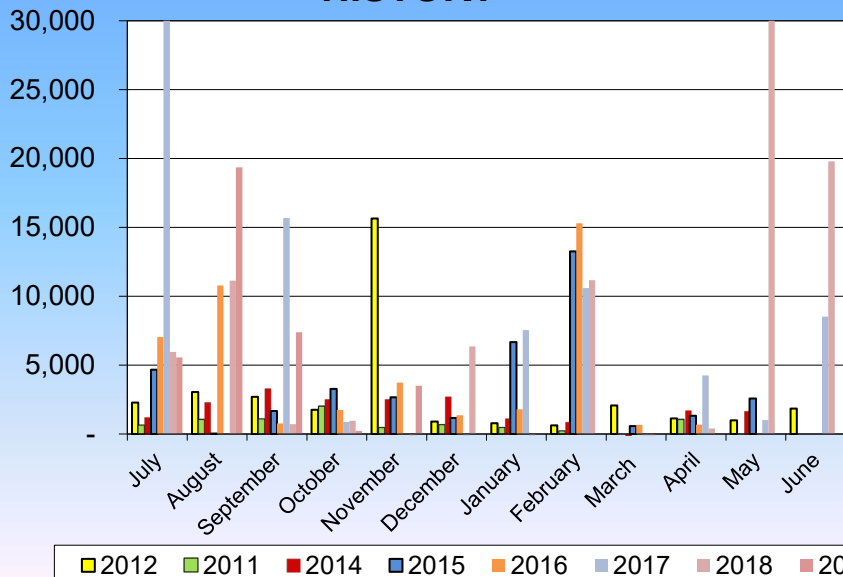


**SPRINGBORO COMMUNITY CITY SCHOOLS**  
**INVESTMENT INCOME HISTORY**

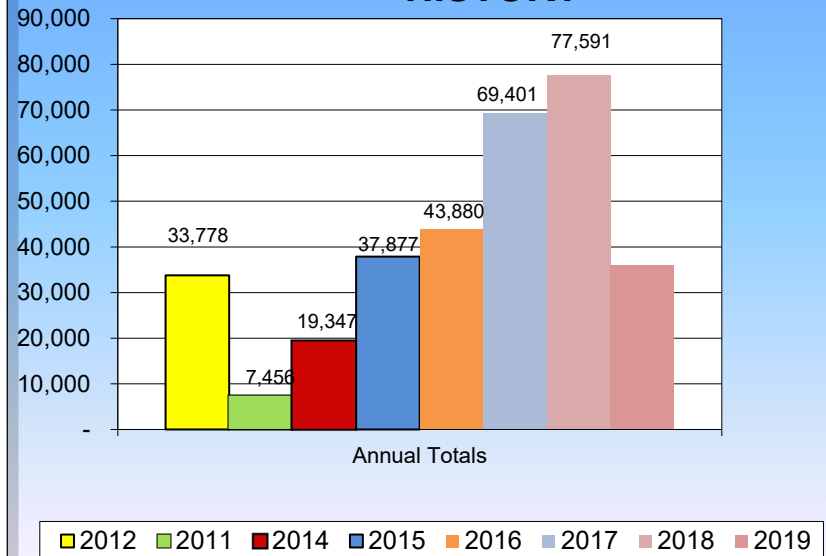
Current Month

|      | July   | August | September | October | November | December | January | February | March   | April | May    | June   | ANNUAL |
|------|--------|--------|-----------|---------|----------|----------|---------|----------|---------|-------|--------|--------|--------|
| 2012 | 2,283  | 3,042  | 2,698     | 1,752   | 15,651   | 898      | 791     | 625      | 2,079   | 1,126 | 986    | 1,847  | 33,778 |
| 2013 | 621    | 1025   | 1055      | 1947    | 447      | 653      | 457     | 229      | 0       | 1022  | 0      | 0      | 7,456  |
| 2014 | 1221   | 2279   | 3249      | 2495    | 2490     | 2687     | 1129    | 883      | -448    | 1712  | 1650   | 0      | 19,347 |
| 2015 | 4669   | 31     | 1679      | 3267    | 2659     | 1159     | 6674    | 13,265   | 574     | 1318  | 2582   | 0      | 37,877 |
| 2016 | 7045   | 10,791 | 759       | 1736    | 3735     | 1359     | 1785    | 15,304   | 654     | 685   | 27     | 0      | 43,880 |
| 2017 | 37,964 | 15     | 15,685    | 869     | 18       | (12,835) | 7,539   | 10,587   | (4,215) | 4,250 | 1,003  | 8,521  | 69,401 |
| 2018 | 5,955  | 11,125 | 718       | 958     | -3924    | 6,360    | -2699   | 11,168   | -4284   | 403   | 32,017 | 19,794 | 77,591 |
| 2019 | 5,558  | 19,354 | 7,390     | 221     | 3497     |          |         |          |         |       |        |        | 36,020 |

**INVESTMENT INCOME MONTHLY HISTORY**



**INVESTMENT INCOME ANNUAL HISTORY**



| Fund #        | Fund Description                     | FYTD          | MTD          | FYTD          | Current      | Current      | Unencumbered | Bank |
|---------------|--------------------------------------|---------------|--------------|---------------|--------------|--------------|--------------|------|
| Begin Balance | MTD Receipts                         | Receipts      | Expenditures | Expenditures  | Fund Balance | Encumbrances | Fund Balance | Code |
| 001 0000      | GENERAL                              |               |              |               |              |              |              |      |
| 8,962,987.02  | 1,506,969.45                         | 24,008,997.29 | 4,528,028.97 | 23,062,267.28 | 9,909,717.03 | 3,661,426.81 | 6,248,290.22 |      |
| 001 9412      | BUDGET RESERVE                       |               |              |               |              |              |              |      |
| 1,013,208.92  | 0.00                                 | 0.00          | 0.00         | 0.00          | 1,013,208.92 | 0.00         | 1,013,208.92 |      |
| 002 0000      | BOND RETIREMENT                      |               |              |               |              |              |              |      |
| 7,584,471.34  | 0.00                                 | 3,318,613.95  | 4,898,098.64 | 4,932,003.07  | 5,971,082.22 | 0.00         | 5,971,082.22 |      |
| 002 9204      | MASTER FACILITY PLAN-BOND RETIREMENT |               |              |               |              |              |              |      |
| 268,835.69    | 0.00                                 | 0.00          | 0.00         | 0.00          | 268,835.69   | 0.00         | 268,835.69   |      |
| 003 0000      | PERMANENT IMPROVEMENT                |               |              |               |              |              |              |      |
| 0.00          | 0.00                                 | 0.00          | 0.00         | 0.00          | 0.00         | 0.00         | 0.00         |      |
| 004 9018      | Track & Turf Project FY18            |               |              |               |              |              |              |      |
| 363,144.00    | 0.00                                 | 0.00          | 69.32-       | 363,074.68    | 69.32        | 0.00         | 69.32        |      |
| 004 9207      | BUILDING FUND - MVH PROJECT          |               |              |               |              |              |              |      |
| 0.00          | 0.00                                 | 0.00          | 0.00         | 0.00          | 0.00         | 0.00         | 0.00         |      |
| 004 9218      | MIRACLE FIELD PROJECT                |               |              |               |              |              |              |      |
| 28,220.00     | 0.00                                 | 0.00          | 0.00         | 0.00          | 28,220.00    | 0.00         | 28,220.00    |      |
| 006 0000      | FOOD SERVICE FUND                    |               |              |               |              |              |              |      |
| 942,913.59    | 166,238.45                           | 613,030.99    | 170,146.68   | 616,845.29    | 939,099.29   | 147,149.44   | 791,949.85   |      |
| 007 9001      | PEPSI SCHOLARSHIP                    |               |              |               |              |              |              |      |
| 6,000.00      | 0.00                                 | 2,000.00      | 0.00         | 0.00          | 8,000.00     | 0.00         | 8,000.00     |      |
| 007 9002      | SHS MEMORIAL TRUST FUND              |               |              |               |              |              |              |      |
| 2,699.06      | 0.00                                 | 0.00          | 0.00         | 0.00          | 2,699.06     | 0.00         | 2,699.06     |      |
| 007 9003      | ERIKA OWEN SCHOLARSHIP FUND          |               |              |               |              |              |              |      |
| 716.00        | 0.00                                 | 0.00          | 0.00         | 0.00          | 716.00       | 0.00         | 716.00       |      |
| 007 9093      | GRANGE SCHOLARSHIP FUND              |               |              |               |              |              |              |      |
| 23,117.25     | 0.00                                 | 2.97          | 0.00         | 0.00          | 23,120.22    | 0.00         | 23,120.22    |      |
| 007 9098      | HAROLD E. MILLS SCHOLARSHIP FUND     |               |              |               |              |              |              |      |
| 40,263.25     | 69.62                                | 311.23        | 0.00         | 0.00          | 40,574.48    | 0.00         | 40,574.48    |      |
| 007 9214      | WADE SCHOLARSHIP                     |               |              |               |              |              |              |      |
| 2,700.00      | 0.00                                 | 300.00        | 0.00         | 0.00          | 3,000.00     | 0.00         | 3,000.00     |      |
| 007 9219      | Merle & Mary Allen Scholarhsip Fund  |               |              |               |              |              |              |      |
| 0.00          | 114.23                               | 67,066.86     | 0.00         | 0.00          | 67,066.86    | 0.00         | 67,066.86    |      |

| Fund # | Fund Description                                   | FYTD         | MTD       | FYTD         | Current      | Current      | Unencumbered | Bank         |           |
|--------|--|--------------|-----------|--------------|--------------|--------------|--------------|--------------|-----------|
| Begin  | Balance  | MTD Receipts | Receipts  | Expenditures | Expenditures | Fund Balance | Encumbrances | Fund Balance | Code      |
| 018    | 904A HIGH SCHOOL PUBLIC SCHOOL SUPPORT FUND        | 101,343.12   | 12,671.18 | 25,735.91    | 383.10       | 66,843.58    | 60,235.45    | 837.91       | 59,397.54 |
| 018    | 905A JR HIGH PUBLIC SCHOOL SUPPORT FUND            | 29,934.93    | 9,061.73  | 9,487.19     | 609.06       | 2,110.53     | 37,311.59    | 421.00       | 36,890.59 |
| 018    | 906A SPRINGBORO INTERMEDIATE PUBLIC SCHOOL SUPPORT | 11,063.90    | 8,539.87  | 16,692.87    | 3,874.27     | 14,535.64    | 13,221.13    | 4,265.00     | 8,956.13  |
| 018    | 907A CLEARCREEK ELEMENTARY PUBLIC SCHOOL SUPPORT   | 30,985.06    | 9,947.24  | 29,055.85    | 14,652.86    | 28,739.60    | 31,301.31    | 3,181.41     | 28,119.90 |
| 018    | 915A DENNIS ELEM EAST - PUBLIC SCHOOL SUPPORT FUND | 29,481.41    | 12,255.30 | 46,904.05    | 21,987.24    | 52,111.21    | 24,274.25    | 9,736.88     | 14,537.37 |
| 018    | 918A FIVE POINTS WEST - PUBLIC SCHOOL SUPPORT FUND | 97,820.78    | 10,108.86 | 52,520.15    | 32,980.65    | 53,355.55    | 96,985.38    | 4,406.79     | 92,578.59 |
| 018    | 960A Superintendent/District Support               | 11,376.81    | 7,823.72  | 10,193.32    | 771.00-      | 647.83-      | 22,217.96    | 800.00       | 21,417.96 |
| 018    | 970A SUPP SERV/TRANS PUBLIC SCHOOL SUPPORT FUND    | 3,537.98     | 101.94    | 330.82       | 0.00         | 516.20       | 3,352.60     | 640.00       | 2,712.60  |
| 018    | 980A CURRICULUM - PUBLIC SCHOOL SUPPORT FUND       | 3,509.45     | 0.00      | 0.00         | 187.20       | 9,538.35     | 6,028.90-    | 0.00         | 6,028.90- |
| 019    | 9215 GOVS Grant FY15                               | 0.41         | 0.00      | 0.00         | 0.00         | 0.00         | 0.41         | 0.00         | 0.41      |
| 019    | 9218 NASA Grant FY18                               | 1,242.46     | 0.00      | 0.00         | 0.00         | 371.67       | 870.79       | 470.00       | 400.79    |
| 019    | 9219 Warren Cty Board of MRDD Grant FY19           | 0.00         | 0.00      | 8,750.00     | 0.00         | 5,834.00     | 2,916.00     | 11,666.00    | 8,750.00- |
| 019    | 921J JENNINGS GRANTS-TO-EDUCATORS FY12             | 4.25         | 0.00      | 0.00         | 0.00         | 0.00         | 4.25         | 0.00         | 4.25      |
| 019    | 921S RECOVERY SERVICES-STEPS TO SUCCESS FY11       | 0.00         | 0.00      | 0.00         | 0.00         | 0.00         | 0.00         | 0.00         | 0.00      |
| 019    | 922S FY12 MENTAL RECOVERY - RE-DO PROGRAM          | 338.18       | 0.00      | 0.00         | 0.00         | 0.00         | 338.18       | 0.00         | 338.18    |
| 019    | 923K FY13 KINDER MORGAN GRANT                      | 0.19         | 0.00      | 0.00         | 0.00         | 0.00         | 0.19         | 0.00         | 0.19      |

| Fund #   | Fund Description                            | FYTD      | MTD          | FYTD         | Current      | Current      | Unencumbered | Bank     |           |
|----------|---|-----------|--------------|--------------|--------------|--------------|--------------|----------|-----------|
| Begin    | Balance                                     | Receipts  | Expenditures | Expenditures | Fund Balance | Encumbrances | Fund Balance | Code     |           |
| 019 923M | FY13 - MEN OF STRENGTH VIOLENCE PREV. GRANT | 2,373.00  | 0.00         | 0.00         | 0.00         | 2,373.00     | 0.00         | 2,373.00 |           |
| 019 924K | FY14 KINDER MORGAN GRANT                    | 190.19    | 0.00         | 0.00         | 0.00         | 190.19       | 0.00         | 190.19   |           |
| 020 0000 | MVH LEASE PAYMENTS/SPECIAL ENTERPRISE FUND  | 0.00      | 757,094.00   | 757,094.00   | 762,418.70   | 762,418.70   | 5,324.70-    | 0.00     | 5,324.70- |
| 022 907B | ATHLETIC TOURNAMENT                         | 0.00      | 0.00         | 0.00         | 0.00         | 0.00         | 0.00         | 0.00     |           |
| 024 9202 | FLEXIBLE SPENDING                           | 9,091.77  | 0.00         | 0.00         | 0.00         | 9,091.77     | 0.00         | 9,091.77 |           |
| 200 901A | HIGH SCHOOL PRIDE COMMITTEE                 | 1,092.76  | 485.66       | 485.66       | 126.95-      | 126.95-      | 1,705.37     | 30.00    | 1,675.37  |
| 200 902A | ROBOTICS CLUB - DISTRICT WIDE               | 22,716.61 | 111.98       | 1,945.63     | 2,877.23     | 11,988.47    | 12,673.77    | 1,432.06 | 11,241.71 |
| 200 903A | STAND CLUB                                  | 403.44    | 0.00         | 0.00         | 0.00         | 0.00         | 403.44       | 0.00     | 403.44    |
| 200 904A | Radio Broadcasting Club                     | 200.00    | 0.00         | 0.00         | 0.00         | 0.00         | 200.00       | 0.00     | 200.00    |
| 200 905A | SKI CLUB                                    | 0.00      | 0.00         | 9,754.12     | 1,126.09     | 1,126.09     | 8,628.03     | 0.00     | 8,628.03  |
| 200 908A | JROTC                                       | 11,062.13 | 5,927.00     | 5,777.00     | 5,766.04     | 2,065.86     | 14,773.27    | 0.00     | 14,773.27 |
| 200 909A | HIGH SCHOOL GERMAN CLUB                     | 108.38    | 0.00         | 0.00         | 0.00         | 0.00         | 108.38       | 0.00     | 108.38    |
| 200 910A | HS Academic Team                            | 363.09    | 75.00        | 75.00        | 0.00         | 0.00         | 438.09       | 0.00     | 438.09    |
| 200 911A | SI - STUDENT COUNCIL                        | 1,442.33  | 0.00         | 478.00       | 0.00         | 271.95       | 1,648.38     | 200.00   | 1,448.38  |
| 200 912A | HS ART CLUB                                 | 5.29      | 0.00         | 0.00         | 0.00         | 0.00         | 5.29         | 0.00     | 5.29      |
| 200 913A | HIGH SCHOOL DRAMA CLUB                      | 6,025.70  | 160.00       | 160.00       | 981.01       | 981.01       | 5,204.69     | 300.00   | 4,904.69  |

| Fund #   | Fund Description                    | FYTD     | MTD          | FYTD         | Current      | Current      | Unencumbered | Bank      |
|----------|-------------------------------------|----------|--------------|--------------|--------------|--------------|--------------|-----------|
| Begin    | Balance                             | Receipts | Expenditures | Expenditures | Fund Balance | Encumbrances | Fund Balance | Code      |
| 200 914A | JCOWA (FORMERLY GLOBAL CONNECTIONS) |          |              |              |              |              |              |           |
|          | 390.94                              | 40.00    | 175.00       | 0.00         | 0.00         | 565.94       | 0.00         | 565.94    |
| 200 915A | S.A.D.D.                            |          |              |              |              |              |              |           |
|          | 4,224.29                            | 0.00     | 260.00       | 0.00         | 1,243.05     | 3,241.24     | 0.00         | 3,241.24  |
| 200 916A | HS LANGUAGE CLUB                    |          |              |              |              |              |              |           |
|          | 2,991.40                            | 0.00     | 0.00         | 0.00         | 0.00         | 2,991.40     | 0.00         | 2,991.40  |
| 200 917A | HIGH SCHOOL STUDENT COUNCIL         |          |              |              |              |              |              |           |
|          | 24,038.58                           | 0.00     | 24,020.41    | 910.64       | 18,053.13    | 30,005.86    | 5,423.18     | 24,582.68 |
| 200 918A | JR HIGH STUDENT COUNCIL             |          |              |              |              |              |              |           |
|          | 2,255.01                            | 0.00     | 0.00         | 43.84        | 43.84        | 2,211.17     | 95.50        | 2,115.67  |
| 200 919A | S-CAPADES                           |          |              |              |              |              |              |           |
|          | 18,437.09                           | 235.00   | 8,050.00     | 0.00         | 9,076.65     | 17,410.44    | 15,315.97    | 2,094.47  |
| 200 920A | JR HIGH YEARBOOK                    |          |              |              |              |              |              |           |
|          | 10,667.84                           | 0.00     | 0.00         | 0.00         | 0.00         | 10,667.84    | 0.00         | 10,667.84 |
| 200 921A | DENNIS DH CLASS                     |          |              |              |              |              |              |           |
|          | 602.95                              | 0.00     | 0.00         | 0.00         | 0.00         | 602.95       | 300.00       | 302.95    |
| 200 922A | HS JOB AND LIFE SKILLS              |          |              |              |              |              |              |           |
|          | 497.69                              | 49.00    | 126.00       | 0.00         | 76.58        | 547.11       | 228.42       | 318.69    |
| 200 925A | HIGH SCHOOL NEWSPAPER               |          |              |              |              |              |              |           |
|          | 1.11                                | 0.00     | 0.00         | 0.00         | 0.00         | 1.11         | 0.00         | 1.11      |
| 200 926A | JR HIGH NEWSPAPER                   |          |              |              |              |              |              |           |
|          | 254.12                              | 0.00     | 0.00         | 0.00         | 0.00         | 254.12       | 0.00         | 254.12    |
| 200 927A | HS NHS                              |          |              |              |              |              |              |           |
|          | 1,027.88                            | 0.00     | 0.00         | 0.00         | 385.00       | 642.88       | 387.50       | 255.38    |
| 200 928A | S.A.D.D. - JUNIOR HIGH              |          |              |              |              |              |              |           |
|          | 352.99                              | 0.00     | 0.00         | 0.00         | 0.00         | 352.99       | 0.00         | 352.99    |
| 200 929A | THE MUSE MACHINE                    |          |              |              |              |              |              |           |
|          | 3,215.32                            | 1,411.00 | 14,425.00    | 290.50       | 4,408.00     | 13,232.32    | 2,854.25     | 10,378.07 |
| 200 930A | HS Fishing Club                     |          |              |              |              |              |              |           |
|          | 9.24                                | 159.00   | 224.00       | 0.00         | 0.00         | 233.24       | 0.00         | 233.24    |
| 200 931A | JH DH CLASS                         |          |              |              |              |              |              |           |
|          | 1,053.32                            | 0.00     | 0.00         | 197.02       | 412.85       | 640.47       | 84.17        | 556.30    |

| Fund #   | Fund Description                    | FYTD Receipts | MTD Expenditures | FYTD Expenditures | Current Fund Balance | Current Encumbrances | Unencumbered Fund Balance | Bank Code |
|----------|-------------------------------------|---------------|------------------|-------------------|----------------------|----------------------|---------------------------|-----------|
| 200 950A | HS TECH PREP                        | 0.00          | 240.00           | 852.50            | 2.50                 | 0.00                 | 2.50                      |           |
| 200 954A | JR STATESMEN OF AMERICA             | 0.00          | 0.00             | 0.00              | 40.00                | 0.00                 | 40.00                     |           |
| 200 956A | JH NHS                              | 10.00         | 0.00             | 698.03            | 575.00               | 0.00                 | 575.00                    |           |
| 200 960A | HIGH SCHOOL PANTHER EXPRESS         | 0.00          | 0.00             | 0.00              | 42,341.70            | 0.00                 | 42,341.70                 |           |
| 200 965A | HS SCIENCE & ENGINEERING CLUB       | 0.00          | 0.00             | 0.00              | 168.56               | 0.00                 | 168.56                    |           |
| 200 969A | CLASS OF 2017                       | 0.00          | 0.00             | 0.00              | 0.00                 | 0.00                 | 0.00                      |           |
| 200 970A | CLASS OF 2018                       | 0.00          | 0.00             | 1,998.41          | 0.00                 | 0.00                 | 0.00                      |           |
| 200 971A | CLASS OF 2019                       | 0.00          | 0.00             | 3,400.00          | 7,094.91             | 0.00                 | 7,094.91                  |           |
| 200 972A | CLASS OF 2020                       | 100.00        | 923.50           | 3,358.50          | 493.50               | 0.00                 | 493.50                    |           |
| 200 973A | CLASS OF 2021                       | 0.00          | 0.00             | 0.00              | 0.00                 | 0.00                 | 0.00                      |           |
| 300 9011 | SWIMMING FUNDRAISER ACCT.           | 555.51        | 0.00             | 0.00              | 1,405.51             | 0.00                 | 1,405.51                  |           |
| 300 9017 | HS GIRLS TRACK - FUNDRAISER         | 0.00          | 0.00             | 0.00              | 261.81               | 0.00                 | 261.81                    |           |
| 300 9018 | JH GIRLS TRACK - FUNDRAISER         | 0.00          | 0.00             | 0.00              | 2,770.04             | 0.00                 | 2,770.04                  |           |
| 300 901B | ATHLETICS                           | 7,259.13      | 15,249.57        | 182,875.97        | 114,519.51           | 11,663.80            | 102,855.71                |           |
| 300 901C | HS BOYS BASKETBALL FUNDRAISER ACCT. | 5,823.00      | 5,975.47         | 11,038.66         | 6,142.19             | 3,176.97             | 2,965.22                  |           |
| 300 901D | JH BOYS BASKETBALL FUNDRAISER ACCT. | 0.00          | 0.00             | 0.00              | 93.00                | 0.00                 | 93.00                     |           |



| Fund #   | Fund Description                     | FYTD      | MTD          | FYTD         | Current      | Current      | Unencumbered | Bank     |           |
|----------|--------------------------------------|-----------|--------------|--------------|--------------|--------------|--------------|----------|-----------|
| Begin    | Balance                              | Receipts  | Expenditures | Expenditures | Fund Balance | Encumbrances | Fund Balance | Code     |           |
| 300 901E | BOYS SOCCER FUNDRAISER ACCT.         | 7,809.22  | 5,580.00     | 13,614.77    | 5,111.00     | 6,761.98     | 14,662.01    | 0.00     | 14,662.01 |
| 300 901F | SOFTBALL FUNDRAISER ACCT.            | 5,633.75  | 0.00         | 820.00       | 0.00         | 186.77       | 6,266.98     | 0.00     | 6,266.98  |
| 300 901G | BASEBALL FUNDRAISER ACCT.            | 26,367.30 | 2,016.49     | 13,497.60    | 1,583.44     | 8,473.33     | 31,391.57    | 4,181.65 | 27,209.92 |
| 300 901H | HS FOOTBALL FUNDRAISER ACCT.         | 24,072.89 | 0.00         | 9,170.48     | 201.79       | 27,039.64    | 6,203.73     | 360.00   | 5,843.73  |
| 300 901I | JH FOOTBALL FUNDRAISER               | 11,650.00 | 0.00         | 0.00         | 0.00         | 8,852.00     | 2,798.00     | 0.00     | 2,798.00  |
| 300 901J | BOWLING FUNDRAISER ACCT.             | 1,219.64  | 0.00         | 0.00         | 369.90       | 369.90       | 849.74       | 0.00     | 849.74    |
| 300 901K | BOYS GOLF FUNDRAISER ACCT.           | 8,518.09  | 0.00         | 2,185.70     | 0.00         | 1,359.95     | 9,343.84     | 1,775.00 | 7,568.84  |
| 300 901L | GIRLS GOLF FUNDRAISER ACCT.          | 2,525.01  | 0.00         | 1,936.12     | 0.00         | 144.40       | 4,316.73     | 0.00     | 4,316.73  |
| 300 901M | HS BOYS TRACK FUNDRAISER ACCT.       | 7,969.01  | 0.00         | 0.00         | 0.00         | 0.00         | 7,969.01     | 0.00     | 7,969.01  |
| 300 901N | JH BOYS TRACK FUNDRAISER ACCT.       | 0.00      | 0.00         | 0.00         | 0.00         | 0.00         | 0.00         | 0.00     | 0.00      |
| 300 901O | HS WRESTLING FUNDRAISER ACCT.        | 844.23    | 3,728.10     | 3,728.10     | 100.00       | 100.00       | 4,472.33     | 2,744.00 | 1,728.33  |
| 300 901P | JH WRESTLING FUNDRAISER ACCT.        | 503.02    | 0.00         | 0.00         | 0.00         | 0.00         | 503.02       | 0.00     | 503.02    |
| 300 901Q | HS GIRLS BASKETBALL FUNDRAISER ACCT. | 10,333.37 | 4,097.50     | 9,864.08     | 1,984.58     | 6,675.41     | 13,522.04    | 1,437.50 | 12,084.54 |
| 300 901R | JH GIRLS BASKETBALL FUNDRAISER ACCT. | 0.00      | 0.00         | 0.00         | 0.00         | 0.00         | 0.00         | 0.00     | 0.00      |
| 300 901S | GIRLS SOCCER FUNDRAISER ACCT.        | 6,480.21  | 0.00         | 15,783.45    | 2,936.60     | 9,412.43     | 12,851.23    | 2,969.00 | 9,882.23  |
| 300 901T | HS VOLLEYBALL FUNDRAISER ACCT.       | 11,851.56 | 0.00         | 10,373.35    | 0.00         | 17,000.32    | 5,224.59     | 1,419.65 | 3,804.94  |

Date: 12/05/2018  
 Time: 8:53 am

SPRINGBORO COMMUNITY SCHOOLS  
 Financial Report by Fund/SCC

Page: 7  
 (FINSUM)

| Fund #   | Fund Description                  | FYTD      | MTD          | FYTD         | Current      | Current      | Unencumbered | Bank     |
|----------|-----------------------------------|-----------|--------------|--------------|--------------|--------------|--------------|----------|
| Begin    | Balance                           | Receipts  | Expenditures | Expenditures | Fund Balance | Encumbrances | Fund Balance | Code     |
| 300 901U | JH VOLLEYBALL FUNDRAISER          | 0.00      | 0.00         | 0.00         | 0.00         | 0.00         | 0.00         |          |
| 300 901V | Panther Indoor Track Club         | 6,057.20  | 0.00         | 0.00         | 0.00         | 5,656.64     | 400.56       | 400.56   |
| 300 901W | HS CROSS COUNTRY FUNDRAISER ACCT. | 5,270.02  | 0.00         | 17,272.47    | 1,883.50     | 11,296.13    | 11,246.36    | 6,270.48 |
| 300 901X | JH CROSS COUNTRY FUNDRAISER ACCT. | 4,461.87  | 0.00         | 360.00       | 0.00         | 4,056.98     | 764.89       | 275.00   |
| 300 901Y | BOYS TENNIS FUNDRAISER ACCT.      | 503.37    | 0.00         | 0.00         | 0.00         | 0.00         | 503.37       | 0.00     |
| 300 901Z | GIRLS TENNIS FUNDRAISER ACCT.     | 3,638.57  | 0.00         | 2,255.10     | 231.00       | 2,436.90     | 3,456.77     | 0.00     |
| 300 902B | BAND                              | 0.00      | 1,125.00     | 21,700.00    | 0.00         | 1,163.48     | 20,536.52    | 0.00     |
| 300 903B | HIGH SCHOOL CHOIR (MUSICALS)      | 2,838.81  | 453.50       | 9,568.57     | 571.21       | 3,680.75     | 8,726.63     | 1,559.79 |
| 300 904B | JR HIGH CHEERLEADERS              | 142.18    | 0.00         | 0.00         | 0.98-        | 226.88-      | 369.06       | 300.00   |
| 300 905B | HIGH SCHOOL CHEERLEADERS          | 16,410.48 | 0.00         | 21,985.85    | 725.20       | 5,449.00     | 32,947.33    | 1,200.00 |
| 300 906B | SYB - SPRINGBORO YOUTH BASKETBALL | 10,059.00 | 0.00         | 0.00         | 0.00         | 0.00         | 10,059.00    | 0.00     |
| 300 907B | ATH/TOURNAMENT                    | 0.00      | 0.00         | 3,540.00     | 0.00         | 2,715.00     | 825.00       | 0.00     |
| 300 908B | HS BOYS LACROSSE                  | 25.00     | 0.00         | 0.00         | 0.00         | 0.00         | 25.00        | 0.00     |
| 300 909B | JR HIGH SHOW CHOIR                | 7,357.20  | 0.00         | 0.00         | 0.00         | 0.00         | 7,357.20     | 1,400.00 |
| 300 910B | HS GIRLS LACROSSE                 | 0.00      | 0.00         | 0.00         | 0.00         | 0.00         | 0.00         | 0.00     |
| 300 911B | H.S. SHOW CHOIR                   | 70.07     | 0.00         | 0.00         | 63.49        | 63.49        | 6.58         | 0.00     |

| Fund #   | Fund Description                      | FYTD         | MTD          | FYTD         | Current      | Current      | Unencumbered | Bank |
|----------|---------------------------------------|--------------|--------------|--------------|--------------|--------------|--------------|------|
| Begin    | Balance                               | Receipts     | Expenditures | Expenditures | Fund Balance | Encumbrances | Fund Balance | Code |
|          |                                       | MTD Receipts |              |              |              |              |              |      |
| 300 913B | H.S. Acappella                        | 82.00        | 0.00         | 0.00         | 82.00        | 80.00        | 2.00         |      |
| 300 914B | HIGH SCHOOL CHEERLEADING COMPETITIONS | 5,543.00     | 1,214.11     | 7,543.51     | 36,111.88    | 6,616.00     | 29,495.88    |      |
| 300 915B | HIGH SCHOOL HOCKEY                    | 13,943.37    | 13,402.72    | 19,770.52    | 8,705.87     | 1,025.00     | 7,680.87     |      |
| 300 916B | SPECIAL OLYMPICS                      | 0.00         | 0.00         | 0.00         | 2,023.13     | 0.00         | 2,023.13     |      |
| 300 917B | TURF MAINTENANCE FUND                 | 500.00       | 0.00         | 3,446.78     | 4,520.00     | 0.00         | 4,520.00     |      |
| 300 918B | JR HIGH CHEERLEADING COMPETITION      | 5,915.00     | 921.25       | 5,107.24     | 12,100.45    | 3,148.63     | 8,951.82     |      |
| 300 919B | FIVE POINTS ELEM. STUDENT COUNCIL     | 0.00         | 155.00       | 405.00       | 3,132.10     | 100.00       | 3,032.10     |      |
| 300 920B | DENNIS ELEMENTARY-STUDENT COUNCIL     | 2,597.54     | 0.00         | 0.00         | 2,599.16     | 0.00         | 2,599.16     |      |
| 300 921B | TRACK MAINTENANCE FUND                | 0.00         | 0.00         | 6,986.71     | 0.00         | 0.00         | 0.00         |      |
| 300 9511 | CAMP HS BASEBALL                      | 0.00         | 0.00         | 7,596.00     | 0.00         | 0.00         | 0.00         |      |
| 300 9512 | CAMP HS BOYS BASKETBALL               | 0.00         | 0.00         | 10,758.00    | 0.00         | 0.00         | 0.00         |      |
| 300 9516 | CAMP HS FOOTBALL                      | 0.00         | 0.00         | 16,795.00    | 5.00         | 0.00         | 5.00         |      |
| 300 9517 | Boro Extra 2% Basketball Club         | 0.00         | 0.00         | 0.00         | 0.00         | 0.00         | 0.00         |      |
| 300 9523 | JH CROSS COUNTRY CAMP                 | 0.00         | 0.00         | 5,765.00     | 0.00         | 0.00         | 0.00         |      |
| 300 9532 | CAMP HS GIRLS BASKETBALL              | 0.00         | 0.00         | 7,198.10     | 0.00         | 0.00         | 0.00         |      |
| 300 9535 | CAMP HS VOLLEYBALL                    | 0.00         | 0.00         | 4,950.00     | 0.00         | 0.00         | 0.00         |      |



| Fund #        | Fund Description                       | FYTD          | MTD           | FYTD          | Current       | Current      | Unencumbered  | Bank     |
|---------------|--|---------------|---------------|---------------|---------------|--------------|---------------|----------|
| Begin         | MTD Receipts                           | Receipts      | Expenditures  | Expenditures  | Fund Balance  | Encumbrances | Fund Balance  | Code     |
| 587 9217      | PRESCHOOL SPECIAL ED FY17              | 0.00          | 0.00          | 0.00          | 0.00          | 0.00         | 0.00          |          |
| 587 9218      | PRE-SCHOOL SP ED FY18                  | 0.00          | 0.00          | 0.00          | 0.00          | 0.00         | 0.00          |          |
| 587 9219      | PRE-SCHOOL SPEC ED                     | 0.00          | 7,000.00      | 7,000.00      | 2,800.00      | 8,400.00     | 1,400.00-     | 0.00     |
| 590 9217      | TITLE IIA ITQ FY17                     | 0.00          | 0.00          | 0.00          | 0.00          | 0.00         | 0.00          | 0.00     |
| 590 9218      | TITLE II-A ITQ FY18                    | 114.62        | 114.62-       | 114.62-       | 0.00          | 0.00         | 0.00          | 0.00     |
| 590 9219      | TITLE II-A FY19                        | 0.00          | 9,723.95      | 9,723.95      | 1,097.99      | 10,766.04    | 1,042.09-     | 9,662.44 |
| 599 9218      | Title IV-A ESSA                        | 0.00          | 0.00          | 0.00          | 0.00          | 0.00         | 0.00          | 0.00     |
| 599 9219      | Student Support & Academic Enrich FY19 | 0.00          | 0.00          | 0.00          | 0.00          | 0.00         | 0.00          | 0.00     |
| GRAND TOTALS: |  |               |               |               |               |              |               |          |
| 20,104,771.59 | 2,894,006.59                           | 29,944,341.74 | 10,606,169.10 | 30,909,281.11 | 19,139,832.22 | 3,967,769.22 | 15,172,063.00 |          |